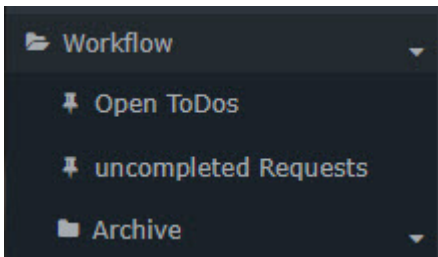


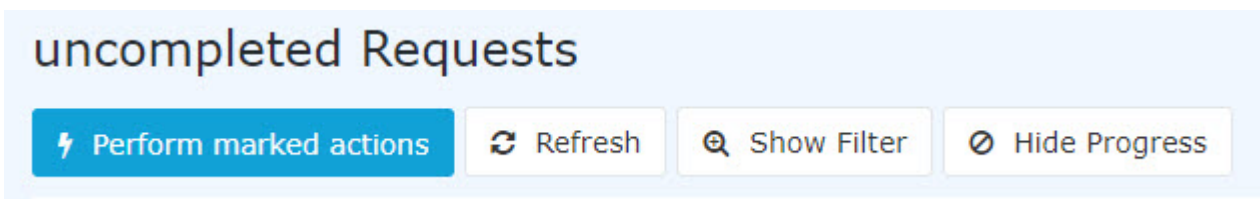
General information

The menu items, which are combined by the **Workflow** menu bar, serve to track the progress of your own and assigned requests, as well as an archive for completed requests and completed tasks.

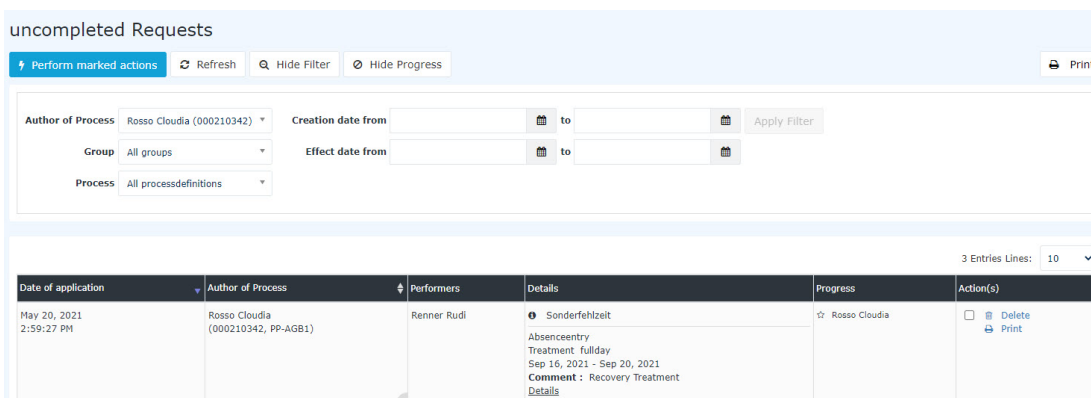


This document demonstrates the **operation of the filter function** and the **history view** using the example of "[Uncompleted requests](#)". However, the same options are also available under the other menu items of this sub-item.

Operation of the filter function



- The **filter function** (Show Filter) allows you to search for specific requests in the workflow lists.



Using the following parameters (search criteria) you can then search for the relevant request:

- **Author of Process**
Here you can search for a specific applicant > selection of the desired person (process author) from the list of names.
- **Group**
With this parameter you can select a specific group (e.g. management or marketing), or search in all groups.
- **Process**
Search for a specific process (for example, all vacation requests of a desired person > Process vacation).
If you want to see all requests, select "All processes" as parameter
- **Creation date from / to**
Search for requests with a specific creation date (it is possible to enter either from - to date, or for example only to date to see all requests submitted up to a specific date)
- **Effect date from / to**

All applications whose validity period is valid from the from date are displayed. In addition, you can limit the effective date with the to-date parameter.

By clicking the "**Apply Filter**" button, the applications are searched and displayed according to the parameters.

If you do not want to have the filter criteria on the screen, click on the "**Hide filter**" button.

If you do not want the column with the process history to be displayed in the application overview, click on the "**Hide Progress**" button. If you want to see the column again, select "**Show Progress**".

History view

Once you have found the required request using the filter parameters (search criteria), you can take a closer look at it using the Info button (Details column):

By clicking on the info button, the following information is displayed:

- **Form**

All data from the request form are summarized here (from-to date, reason for error, comment, etc.).

The screenshot shows the 'Process Details' page with an 'Overview' section. The form data is as follows:

Requestor:	Rosso Cloudia
Employee-ID:	000210342
Orgunit:	PP-AGB1
Name of process:	Sonderfehlzeit
Process ID:	625184_StdSonderfehlzeit_StdSonderfehlzeit
Started on:	May 20, 2021 2:59:27 PM
Finished at:	
Description:	Recovery Treatment
State:	open.running

Below the overview, there are tabs for 'Form', 'Progress', and 'Variables'. The 'Form' tab is active, showing a form with the following fields:

From-Date	16.09.2021
To-Date	20.09.2021
Absence Reason *	Treatment
Comment	Recovery Treatment

There is also a yellow information box on the right side of the form tab:

Das Formular **Sonderurlaub** dient (nach Vereinbarung mit dem Vorgesetzten) zur Erfassung von Sonderurlauben im Zusammenhang mit **Heirat, Geburt, Todesfall und Wohnstzwechsel**.
An Vorgesetzten bzw. Stellvertreter zur ersten Genehmigung.
Im Anschluss zur Genehmigung durch Personalmanagement nach Kontrolle des Sonderurlaub-Anspruchs.

Below the form, there is an 'Attachments' section with a table header: Filename, Size, Attached at.

- **Progress**

Here you can see the roles (requestor, personnel), to which person these roles are assigned (assigned), who processed (created) the request, and the time of processing. If comments are added when viewing / approving the request, they would also be displayed here.

The screenshot shows the 'Progress' tab with a table of request history:

Role	Activity	assigned to	Actual Performer	Started on	Finished at	Comments
Requestor	Fillout Form	Rosso Cloudia	Rosso Cloudia	May 20, 2021 2:59:27 PM	May 20, 2021 2:59:27 PM	
Vorgesetzter	Approval	Renner Rudi		May 20, 2021 2:59:27 PM		

1. /daisy/personalwolke-admin/5878-dsy.html?language=4