Organizational chart - Change group hierarchy

General

The organizational chart provides an intuitive and convenient way to edit (delete, move) groups (departments) within the company hierarchy.

> WARNUNG
>
> **IMPORTANT:** Adding / removing a PERMISSION GROUP (formerly loose group) is NOT possible via the organizational chart! For this use case, please proceed as described under Move employees to another department[1] or Add employees to a group[2].

Procedure

In the menu tree under **Administration**, select **Organizational chart**. In principle, it is not necessary to change any settings here for this use case.

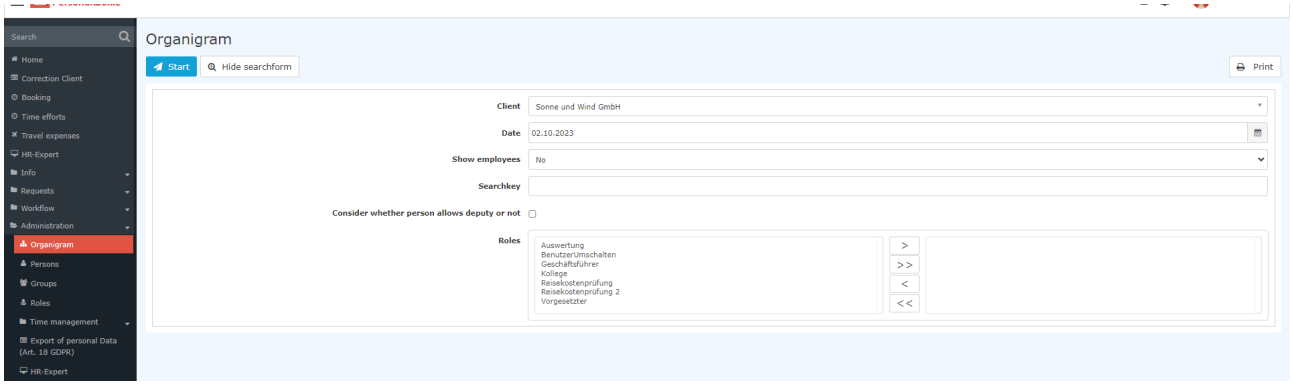

Clicking **Start** generates the organizational chart.

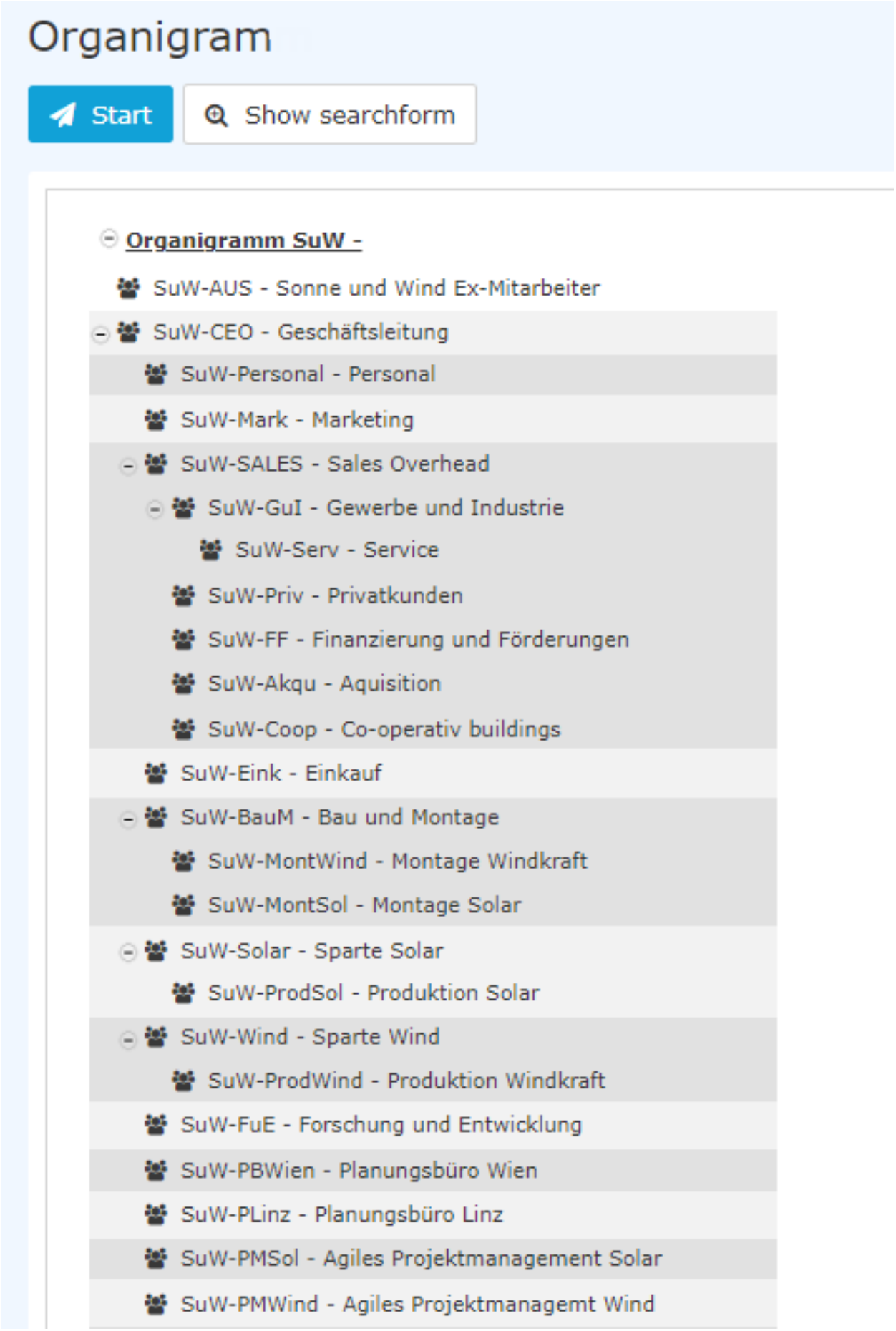
Organigram
Start
Show searchform
Organigramm SuW -
SuW-AUS - Sonne und Wind Ex-Mitarbeiter
SuW-CEO - Geschäftsleitung
SuW-Personal - Personal
SuW-Mark - Marketing
SuW-SALES - Sales Overhead
SuW-GuI - Gewerbe und Industrie
SuW-Serv - Service
SuW-Priv - Privatkunden
SuW-FF - Finanzierung und Förderungen
SuW-Akqu - Aquisition
SuW-Coop - Co-operativ buildings
SuW-Eink - Einkauf
SuW-BauM - Bau und Montage
SuW-MontWind - Montage Windkraft
SuW-MontSol - Montage Solar
SuW-Solar - Sparte Solar
SuW-ProdSol - Produktion Solar
SuW-Wind - Sparte Wind
SuW-ProdWind - Produktion Windkraft
SuW-FuE - Forschung und Entwicklung
SuW-PBWien - Planungsbüro Wien
SuW-PLinz - Planungsbüro Linz
SuW-PMSol - Agiles Projektmanagement Solar
SuW-PMWind - Agiles Projektmanagemt Wind

WARNUNG

ATTENTION: It is important to understand that when a group is moved, all subgroups of that group are automatically moved as well.

Let us assume that we now want to define the group **SuW-Coop** as a subgroup of the group **SuW-SALES**. To do this, we proceed as follows:

Right-click the group **SuW-Coop** and select **Cut group**...

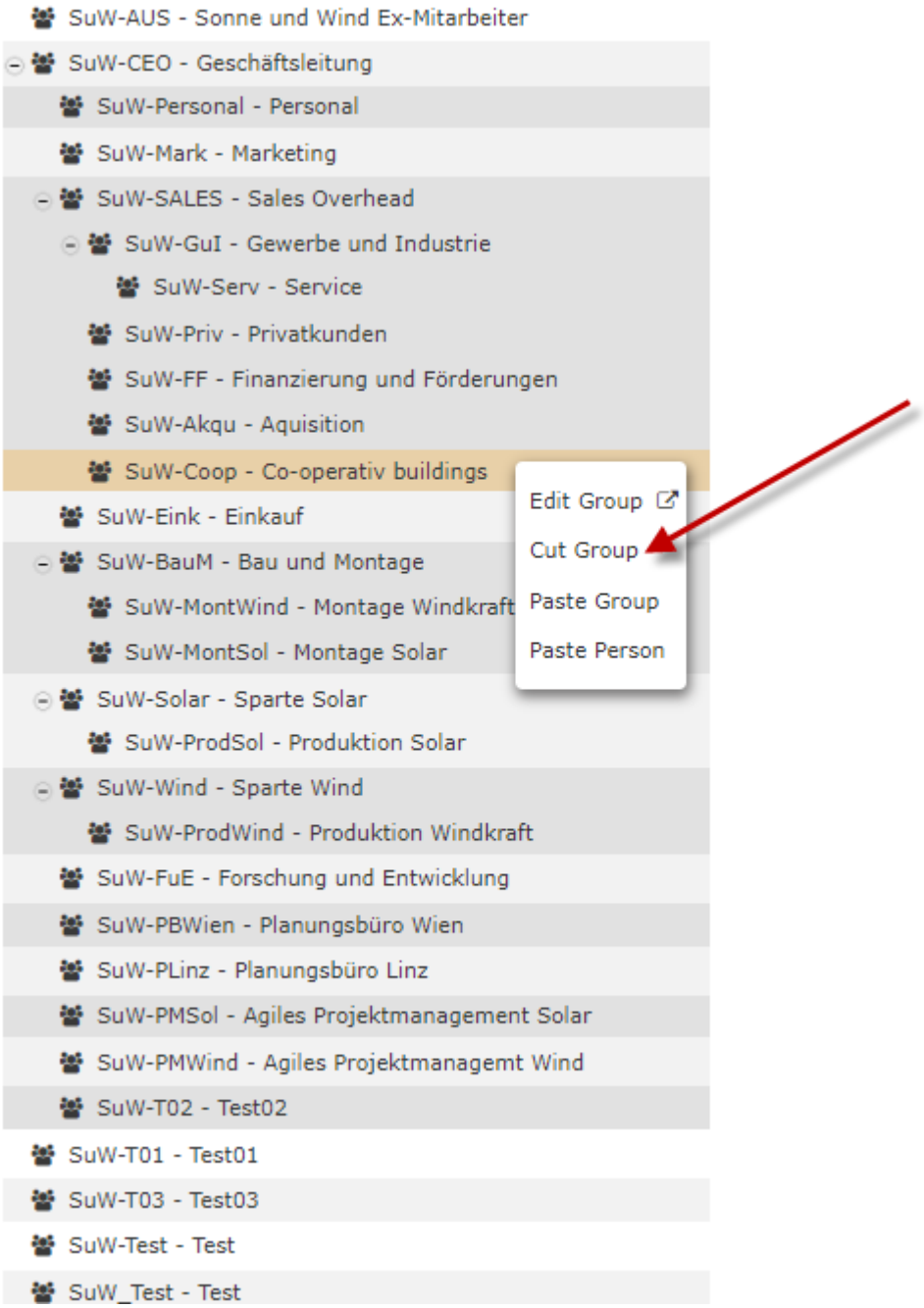

... now right-click the group **SuW-PBWien** and select **Paste group** ...

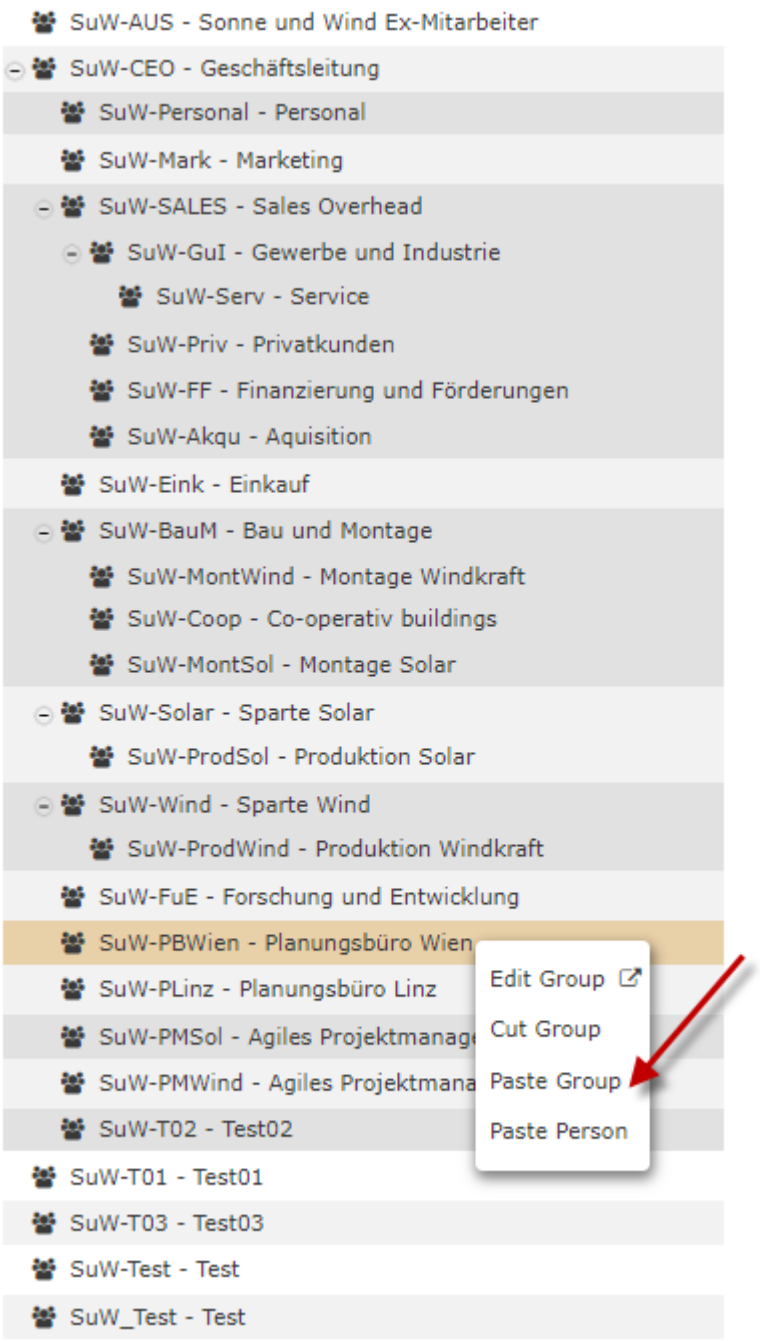

... the result is immediately visible.

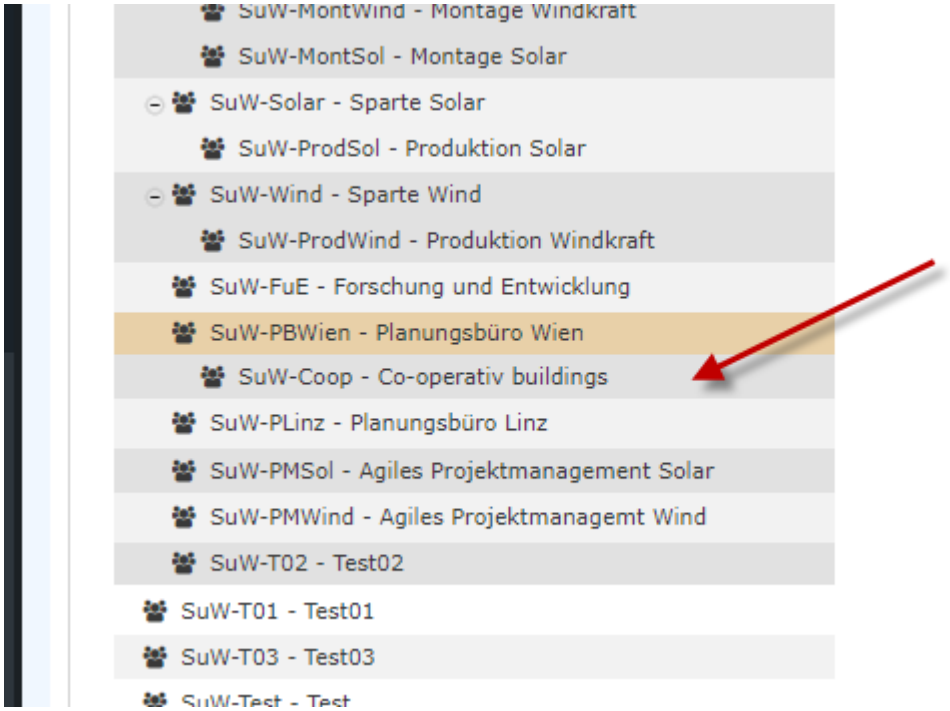

To change the group name and other properties of the group, simply select the entry **Edit group**. You are then automatically taken to the group management view (see FAQ: Change short name / name of a group[3]).

Additional information

You can find more information on the topic of groups at this link: Groups[4]

You can find more information on the topic of the organizational chart at this link: Organizational chart[5]

1. /daisy/personalwolke-admin/6433-dsy.html?language=4
2. /daisy/personalwolke-admin/6453-dsy.html?language=4
3. /daisy/personalwolke-admin/6451-dsy.html?language=4
4. /daisy/personalwolke-admin/5884-dsy.html?language=4
5. /daisy/personalwolke-admin/5881-dsy.html?language=4