

If Present

General information

The following explains the effect of a **time booking** when the **booking status** is previously **Present**. The **booking status Present** indicates that the employee has already *logged in* - that is, entered his or her start of work with a booking in the time system.

Case 1: Outgoing booking - Reason empty

The employee interrupts / finishes his or her work (for example, at lunch break / at the end of the working day) and therefore *books out*.

Booking status before booking

Buchen

Buchen Aktualisieren Journal anzeigen

Buchungsstatus: **Anwesend**

Neue Buchung		letzte Buchung	
Datum	03.07.2015	Datum	03.07.2015
Uhrzeit	09:31	Uhrzeit	07:00
Buchungsrhythmus	Geht	Letzter Buchungsrhythmus	Kommt
Grund	<input type="text"/>	Letzter Fehlgrund	Anwesend
Mitteilung	<input type="text"/>		

The **booking status** (green) is **Present** at the beginning, because on this day (03/07/2015) it has already been booked once. This can be seen in the overview under **last booking** - here the **date** (03.07.2015), **time** (07:00) and **reason for absence** (Present) of the last **come-booking** are shown. In addition, the **booking rhythm** is *Leave*.

Journal before booking

Datum	Tag	K	FB	Buchungen	FE	Fehlgründe
03.07.2015	Fr	-	-	07:00	-	

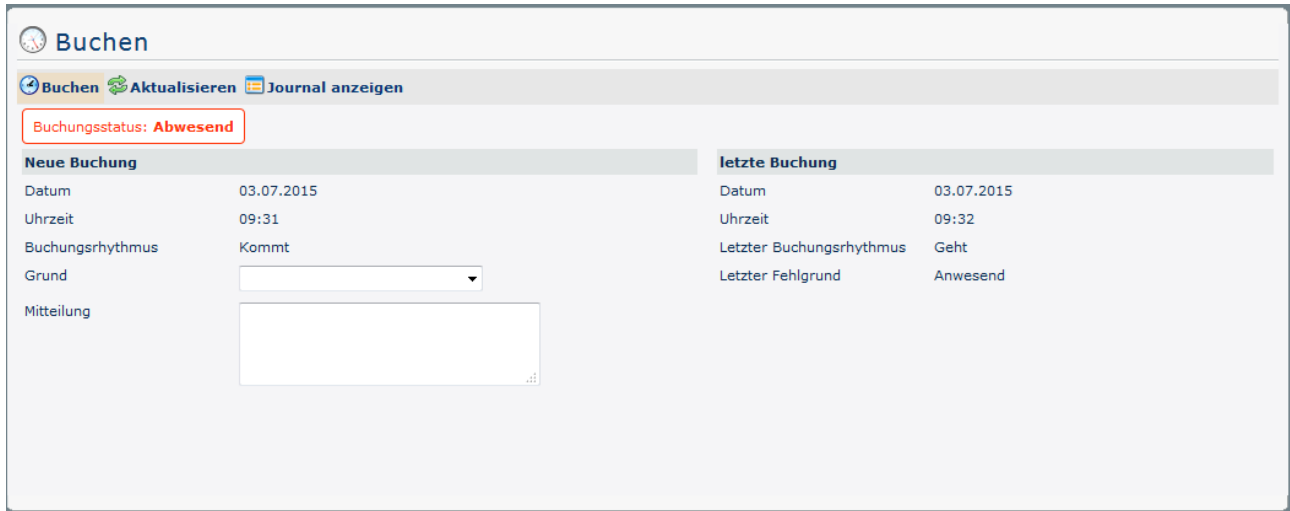
Per Klick auf **Journal einblenden** (in der Buchungsmaske) wird das Monatsjournal des Mitarbeiters angezeigt. In der entsprechenden Zeile (aktuelles Datum) ist in der Spalte **Buchungen** ebenfalls ersichtlich, dass bereits eine Buchung (hier um 07:00) vorgenommen wurde. Mit dieser *Kommt* Buchung hat der Mitarbeiter die Zeiterfassung am (Über die Buchen Maske, per Check-in-Karte am Arbeitsplatz oder der WD-Time Applikation vom Handy aus) gestartet.

Booking status after booking

If a (*Leave*) **booking** is made by clicking

on 

where the field **Reason** is left empty, the **booking status** changes as follows:



The screenshot shows the 'Buchen' interface. At the top, there are buttons for 'Buchen', 'Aktualisieren', and 'Journal anzeigen'. Below these, a red box indicates 'Buchungsstatus: Abwesend'. The interface is divided into two main sections: 'Neue Buchung' and 'letzte Buchung'. The 'Neue Buchung' section shows the date '03.07.2015', time '09:31', and rhythm 'Kommt'. The 'letzte Buchung' section shows the date '03.07.2015', time '09:32', and rhythm 'Geht'. There are also fields for 'Grund' and 'Mitteilung'.

The fact that the **booking status** (red) now indicates **Absent** confirms the success of the booking. As a result, the **booking rhythm** is now set to *Come* - this means that time recording is resumed with the next **booking**. Under **Last booking**, you can now find an overview of the outgoing booking you have just made. This can also be checked in the **journal**:

Journal after booking

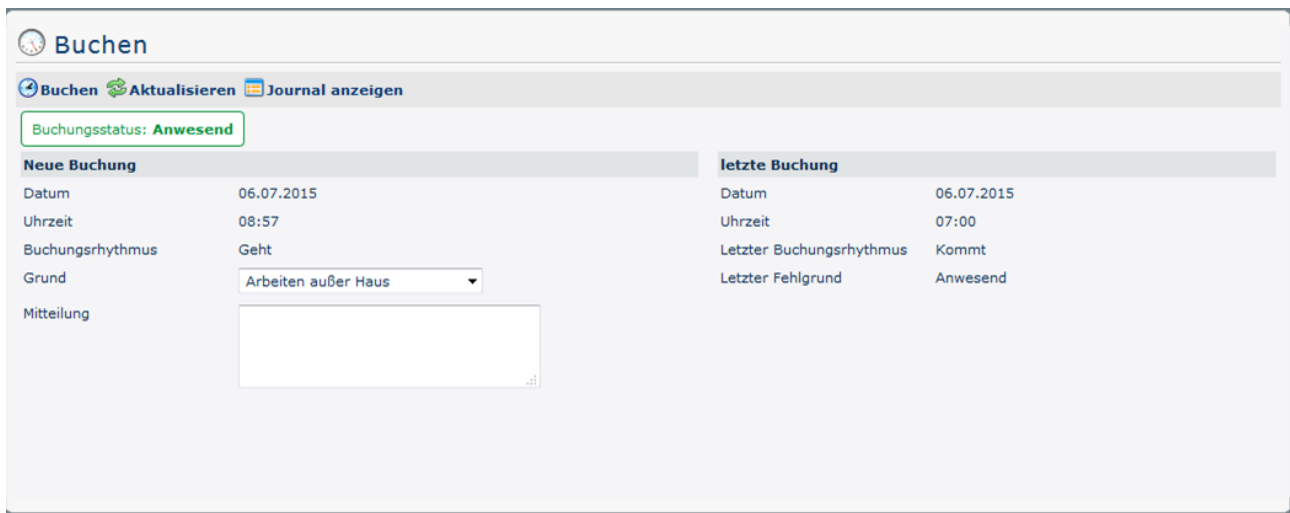
Datum	Tag	K	FB	Buchungen	FE	Fehlgründe
03.07.2015	Fr	-	-	07:00 - 09:32	-	

In contrast to before the booking, the following change is now visible in the **Bookings** column: next to the (From) time *07:00* (Time of the Come Booking) there is now a second (To) time *09:32*, which marks the time of the outgoing booking. The period in between is therefore considered closed and is included in the **balance** as of the following day. The employee is now fully booked out again!

Case 2: Outgoing booking with productive absence reason

A **productive absence reason** is understood to mean that the employee does his or her job, but this does not take place at the normal workplace. This includes, for example, business trips, work that can be done from home, customer visits, etc. A booking such as the following is necessary, for example, if the employee leaves his or her workplace to make an appointment with a customer.

Booking status before booking



Der **Buchungsstatus** (grün) steht zu Beginn auf **Anwesend**, da an diesem Tag (03.07.2015) schon einmal gebucht wurde. Das ist der Übersicht unter **letzte Buchung** zu entnehmen - hier werden **Datum** (03.07.2015), **Uhrzeit** (07:00) und **Fehlgrund** (Anwesend) der letzten **Kommt-Buchung** ausgewiesen. Außerdem lautet der **Buchungsrhythmus** *Geht*.

Im Feld Grund kann der Mitarbeiter nun aus der vorkonfigurierten Liste einen entsprechenden **produktiven Fehlgrund** auswählen (hier: Arbeiten außer Haus).

Journal before booking

Datum	Tag	K	FB	Buchungen	FE	Fehlgründe
03.07.2015	Fr	-	-	07:00	-	

Per Klick auf **Journal einblenden** (in der Buchungsmaske) wird das Monatsjournal des Mitarbeiters angezeigt. In der entsprechenden Zeile (aktuelles Datum) ist in der Spalte **Buchungen** ebenfalls ersichtlich, dass bereits eine Buchung (hier um 07:00) vorgenommen wurde. Mit dieser *Kommt* Buchung hat der Mitarbeiter die Zeiterfassung am (Über die Buchen Maske, per Check-in-Karte am Arbeitsplatz oder der WD-Time Applikation vom Handy aus) gestartet.

Booking status after booking

If a (*Leave*) **booking** is made by clicking

on  **Buchen**

the **booking status** changes as follows, if a **productive absence reason** (here: *work outside the company*) is selected in the Reason field:

Buchen

Buchen Aktualisieren Journal anzeigen

Buchungsstatus: **Arbeitet außer Haus** / **Arbeiten außer Haus**

Neue Buchung	letzte Buchung
Datum: 06.07.2015	Datum: 06.07.2015
Uhrzeit: 08:57	Uhrzeit: 08:57
Buchungsrhythmus: Geht	Letzter Buchungsrhythmus: Kommt
Grund: Arbeiten außer Haus	Letzter Fehlgrund: Arbeiten außer Haus
Mitteilung: <div style="border: 1px solid #ccc; height: 30px; width: 100%;"></div>	

The fact that the **booking status** (blue) now shows the corresponding **productive absence reason** confirms the success of the booking. As a result, the **booking rhythm** is now set to *Leave* - this means that time recording is ended / interrupted with the next **booking**. Under **Last booking**, you can now find an overview of the incoming booking you just made. This can also be checked in the **journal**:

Journal after booking

Datum	Tag	K	FB	Buchungen	FE	Fehlgründe	S
06.07.2015	Mo	-	-	07:00 - 08:57	🟡	Arbeiten außer Haus	
		-	-	08:57			

In der Spalte **Buchungen** ist im Gegensatz zu vor der Buchung nun folgende Änderung ersichtlich: neben der (Von-) Uhrzeit *07:00* (Zeitpunkt der Kommt Buchung) steht jetzt eine zweite (Bis-) Uhrzeit *08:57*, die den Zeitpunkt der eben erfolgten Buchung mit produktivem Fehlgrund markiert. Der Zeitraum dazwischen gilt folglich als abgeschlossen und ist ab dem Folgetag im **Saldo** miteinberechnet. In der Zeile darunter wird, mit letzterer Uhrzeit, ein neuer Intervall gestartet: das ist die Zeit, in der der Mitarbeiter seinen Dienst außerhalb des normalen Arbeitsplatzes verrichtet. Daneben, in der Spalte **Fehlgründe**, ist der entsprechende produktive Fehlgrund ausgewiesen.

Case 3: Outbound booking with unproductive absence reason

An **unproductive absence reason** exists if the employee is completely prevented from working for any reason (e.g. visits to the doctor, passive travel times,...).

Booking status before booking

The screenshot shows the 'Zeit Buchen' interface. At the top, there are buttons for 'Buchungen', 'Aktualisieren', and 'Journal anzeigen'. Below these, the booking status is displayed as 'Anwesend' in a green box. The interface is divided into two main sections: 'Neue Buchung' (New Booking) and 'letzte Buchung' (Last Booking). The 'Neue Buchung' section shows the following details: Datum: 27.07.2015, Uhrzeit: 09:26, Buchungsrythmus: Geht, Grund: Arzt (selected in a dropdown menu), and Mitteilung: (empty text area). The 'letzte Buchung' section shows: Datum: 27.07.2015, Uhrzeit: 09:26, Letzter Buchungsrythmus: Kommt, and Letzter Fehlgrund: Anwesend.

The **booking status** (green) is **Present** at the beginning, because on this day (03/07/2015) it has already been booked once. This can be seen in the overview under last booking - here the **date** (03.07.2015), **time** (07:00) and **absence reason** (Present) of the last **come-booking** are shown. In addition, the **booking rhythm** is *Leave*.


In the Reason field, the employee can now select a corresponding **unproductive absence reason** from the preconfigured list (here: doctor).

Journal before booking

Datum	Tag	FB	Buchungen	FE	Fehlgründe
27.07.2015	Mo	-	09:26	-	

Click on **Show Journal** (in the booking screen) to display the employee's monthly journal. In the corresponding line (current date) in the column **Bookings** you can also see that a booking has already been made (here at 09:32). With this Come booking the employee has started the time recording on (via the booking mask, via check-in card at the workplace or the WD-Time application from the mobile phone).

Booking status after booking

If a **booking** with an **unproductive absence reason** (here: doctor) selected in the Reason field is made by clicking  **Buchungen** the **booking status** changes as follows:

The screenshot shows the 'Zeit Buchen' interface after a booking. The booking status is now 'Abwesend / Arzt' in a brown box. The 'Neue Buchung' section shows: Datum: 27.07.2015, Uhrzeit: 09:36, Buchungsrythmus: Kommt, Grund: (empty dropdown menu), and Mitteilung: (empty text area). The 'letzte Buchung' section shows: Datum: 27.07.2015, Uhrzeit: 09:36, Letzter Buchungsrythmus: Geht, and Letzter Fehlgrund: Arzt.

The fact that the **booking status** (brown) now shows the corresponding **unproductive absence reason** confirms the success of the booking. The **booking rhythm** is *Come* and from the overview under **Last booking** it can now be seen that the employee was booked out at 09:36 am to go to the doctor.

Journal after booking

Datum	Tag	FB	Buchungen	FE	Fehlgründe
27.07.2015	Mo	-	09:26 - 09:36	🕒	
		-	09:36	-	Arzt

In the **Bookings** column, in contrast to before booking, you can now see the following change: next to the (From) time *09:26* (Time of the Come booking) there is now a second (To) time *09:36*, which marks the time of the **booking with an unproductive absence reason**. The period in between is therefore considered closed and is included in the **balance** for the next day.

In the line below, a new interval is started with the latest time: this is the time in which the employee is not present due to the specified absence reason. The corresponding unproductive absence reason is also displayed in the **Absence Reasons** column. When the employee logs in again when he or she returns, this interval, which does not affect the balance (!), is also completed and a normal *attendance* interval is started.