

- Info
- Personal / Accounts
- Journal
- Calendar**
- Group Calendar
- Attendance list
- My project time
- My travels

[illegible]

- black font: approved absences
- red font: approvals still open
- Light blue cell: the current day
- Yellow cell: Saturdays
- Orange cell: Sundays
- Green cell: public holiday according to the public holiday calendar set for the employee

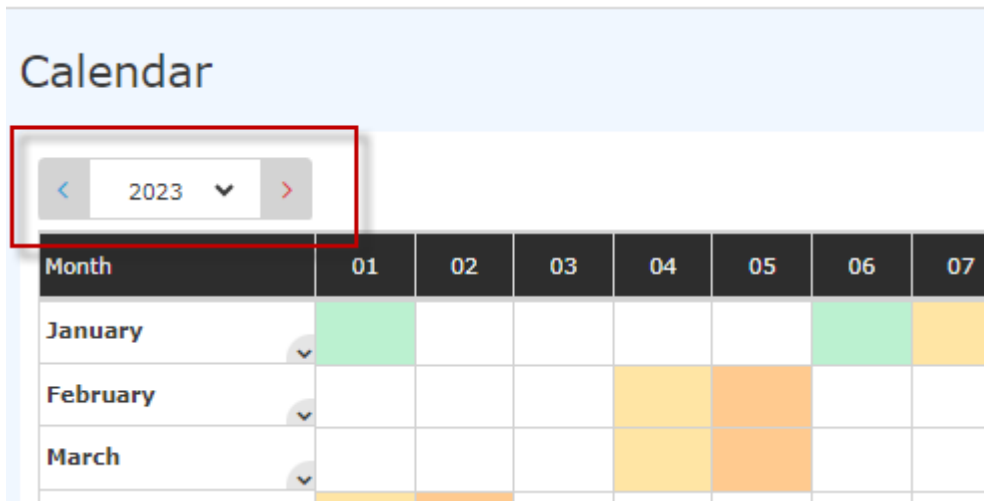
Kalender

	V	V	V

Functions


Selection of the year

The arrow buttons can be used to scroll forward or backward one year. Alternatively, a year selection is possible via the drop-down list.



Switch to the Journal


By clicking the v-button in the month field, you can switch to the monthly journal of the same month.



Switch to correction options

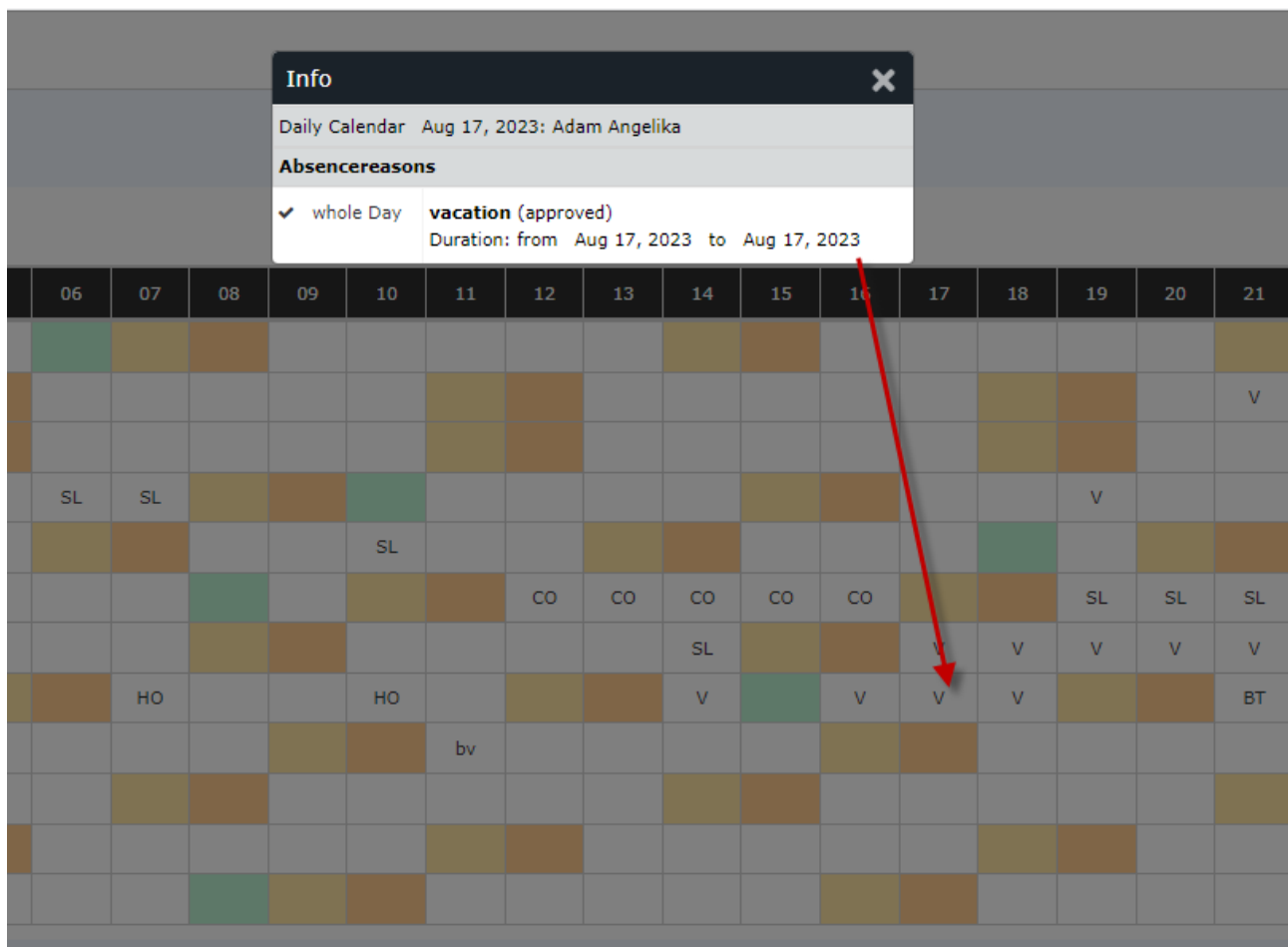
Right-clicking in a day field opens a selection list that leads to

- Time correction request
- Time off request
- Switch to the monthly journal



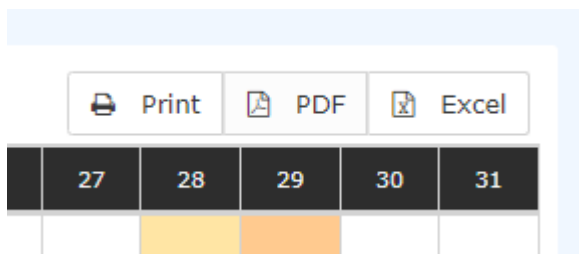
Daily information

Clicking on a window (left click) opens an info window that shows, for example, the status of miss reasons.



Print/Export

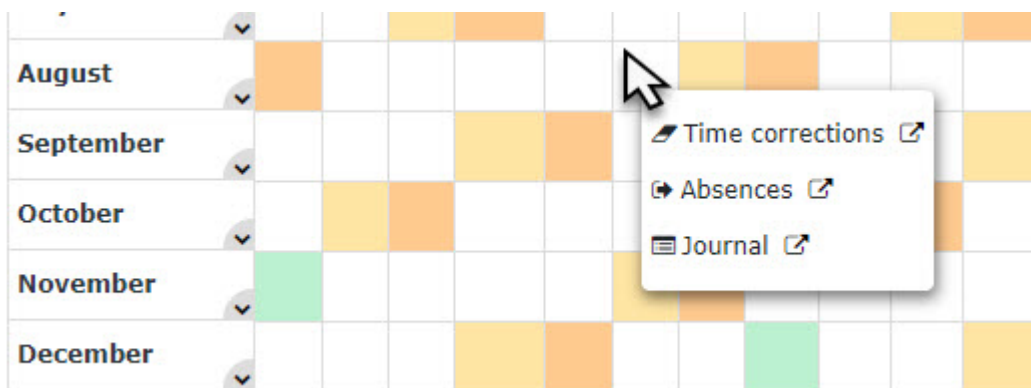
The calendar view can also be exported as a PDF or Excel file or prepared for printing. The corresponding symbols are located in the upper right corner.



Practical functions

By clicking on the **double arrow** below / next to the date entry, a menu can be opened to directly display the journal for the relevant month.

It is also possible to **right-click** in the corresponding cell of the calendar to make a time correction/absence request for the selected day or to open the journal for the selected month.



The calendar view can also be exported as PDF or Excel or prepared for printing. The corresponding symbols (Print, PDF, Excel) are located in the upper right corner.