

Daily view

Clicking on the date in the **date column** takes you to the **daily view**. Here you can also make changes to the day entries by clicking on the **edit symbol**, analogous to the month view. By clicking on the **delete symbol** an existing time entry is deleted, by clicking on the **new symbol** another **entry** for the day can be made.







Korrektor-Client

Person
Gschäftig Gunter 01.10.2013 Ansicht umschalten


Personalnummer: 0001343





Tages-Ansicht

3 Kommentar(e) vorhanden

Beginn	Ende	Fehlg.	Halbtags	Aktion
08:00	12:00	(0) Anwesend	<input type="checkbox"/>	  
12:30	16:00	(0) Anwesend	<input type="checkbox"/>	  

Tagesprogramm

10, G,Ü/7,42 

Berechtigungen		Konten	
Pausenabzug	<input type="checkbox"/>	Tages-Soll	7:42
Rahmenberechtigung	<input type="checkbox"/>	Tages-Ist	7:30
10h Kappung	<input type="checkbox"/>	M-Summe	7:30
50h Kappung	<input type="checkbox"/>	Saldo	-41:42
		Resturlaub	5,00 
		GLZ-Saldo 1:1	0:00 
		Üst25% (TZ)	0:00 
		Üst65%	0:00 

The following permissions can be set in this view:

- **Pausenabzug / Pause reduction** - If the check mark is set, no automatic pause is deducted from the employee on the day in question.
- *Example: Employee works from 08:00 to 16:00 without booking a lunch break. If the check mark is NOT set for break deduction, 30 minutes of lunch break are automatically deducted (since his working time is more than 6 hours) and his balance is credited with 7 hours 30 minutes. If you tick the box, the 30 minutes are not deducted and 8 hours are added to the balance.*
- **Rahmenberechtigung / Frame authorization** - In addition to frame authorization, i.e. also work performed outside the defined frame time is included in the balance.
- *Example: Frame time from 8 to 20 o'clock. Employees arrive at 07:30. If the check mark is not set, the 30 minutes before 8 a.m. do not count as working time (that is, not in the balance) - if the check mark is set, however, the 30 minutes do count as working time (in the balance).*

- **10h Kappung / 10h capping** - Activate 10h capping for the day in question.
- *Example: Employee A works from 8 to 19:30. A half hour lunch break is automatically deducted, i.e. the actual working time is 11 hours. If the 10h capping is activated, the considered day counts only with 10h in the balance - everything which goes beyond it is capped.*
- **50h Kappung / 50h capping** - Activate 50h capping for the week in question.
- *Example: the 50h capping behaves like the 10h capping only that for the evaluation not only a single day but the entire working week is used.*

The following accounts can be corrected in this view:

- **Resturlaub / Remaining vacation**
- *Example: Employee A should be entitled to 5 days more remaining leave from the day in question. By clicking on the Edit symbol, entering +5 and clicking on Save, the changes are accepted and apply from the key date in question (in this case from 01.10.2013).*
- **GLZ-Saldo 1:1 / GLZ balance 1:1** - this account is used to correct the normal working flextime balance.
- *Example: Mr. Gschäftig has in the above example a balance of -41:42 hours. If we now want to reduce his balance to -20:00 hours, we would activate the account GLZ balance 1:1 by clicking on the Edit icon. Then enter +21:42 and click on the Save icon. This will correct the balance to 20:00 hours. The same procedure applies if we want to correct the balance downwards - in this case simply use a - (minus) before the number instead of the + (plus)!*
- **Überstunden (Üst xx%) / Overtime (Üst xx%)** - 25% and 65% Overtime
- *Example: Mr. Rauhbein would like to be paid 10 of his 25% overtime. So you have to reduce the 25% overtime account by 10 hours: Edit / -10 / Save. The same principle applies to 65% overtime.*

WARNUNG

Important: The changed values for balance and remaining leave are valid as of the key date, that is, in the above example, a correction of the remaining leave or balance would have the key date 1 October 2013.