Attach Personalwolke to the home screen of your mobile device

To start the web app with one tap on your smartphone or tablet, Personalwolke must be pinned to the home screen of your mobile device.

Android

- Start a browser on your mobile device (e.g. Google Chrome, Firefox)
- Open Personalwolke, e.g. https://personalwolke.at/webdesk3/
- Log in with your user name and password
  - The start page is loaded
- Tap the 3 vertical dots in the upper right corner
  - A selection window opens

Google Chrome:

- Tap "Add to Home screen"
- Another window opens for entering a name
- Enter a unique name in this window
  - This name is displayed below the image / icon on the screen
- Confirm your entry by tapping "Add"
- Your personal Personalwolke is pinned to the screen

Firefox:

- Tap "Page"
  - Another window opens
- Select "Add to Home screen"
- Your personal Personalwolke is pinned to the screen

iPhone, iPad, & iPod Touch

- Start the **Safari** browser on Apple iOS
- Open your Personalwolke, e.g. https://personalwolke.at/webdesk3/
- Log in with your user name and password
- Tap the "Share" button in the browser toolbar -
  - this is the rectangle with an arrow pointing up.
    - On an iPad, it is on the bar at the top of the screen,
    - and on an iPhone or iPod Touch, on the bar at the bottom of the screen.
- In the Share menu, tap the "Add to Home Screen" icon.
  - Another window opens
- Enter a unique name in this window
  - This name is displayed below the image / icon on the screen
- Tap "Add"
- Your personal Personalwolke is pinned to the screen

INSTRUCTIONS FOR CREATING THE RESPONSIVE WEB APP

Personalwolke

#1 enter your own server URL in the internet browser

https://personalwolke.at/webdesk3/

Personalwolke

#1

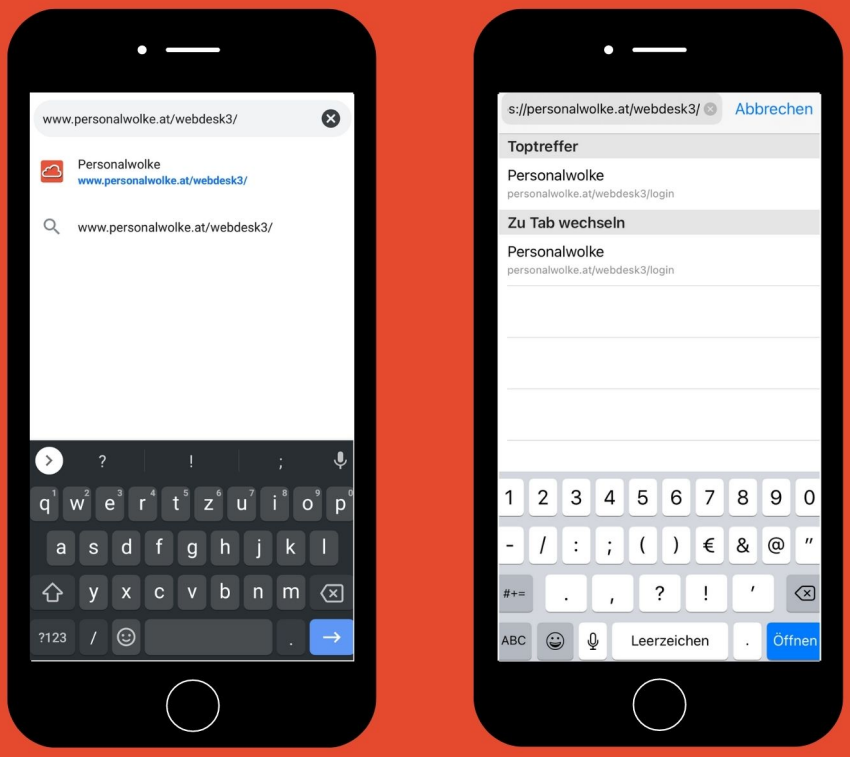

Android iOS

#2 Login as usual

Personalwolke

#2

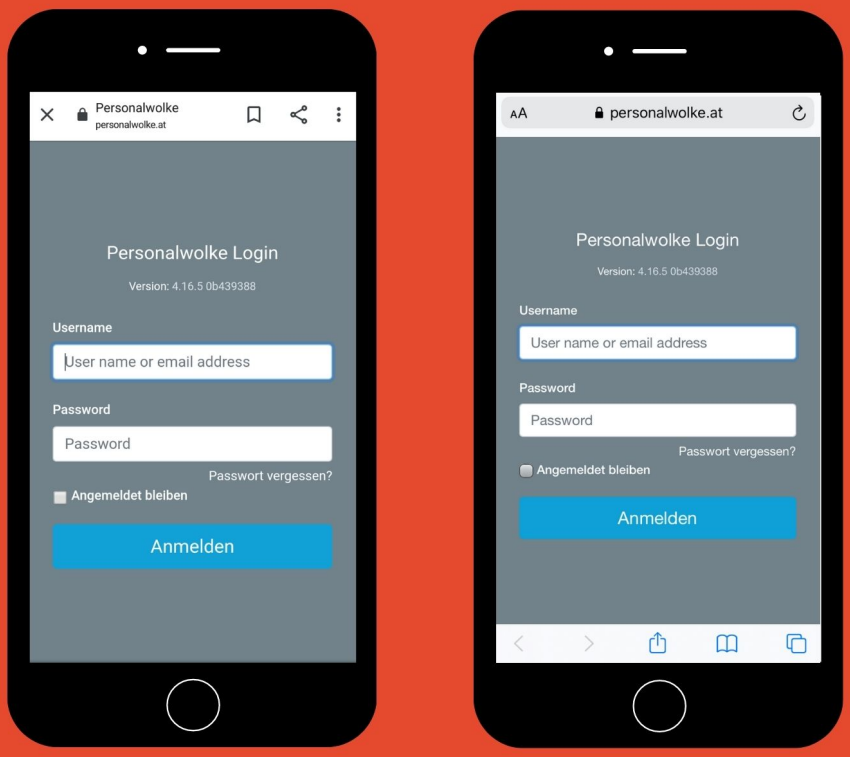

Android iOS

#3 Add the internet tab to your home screen

Personalwolke

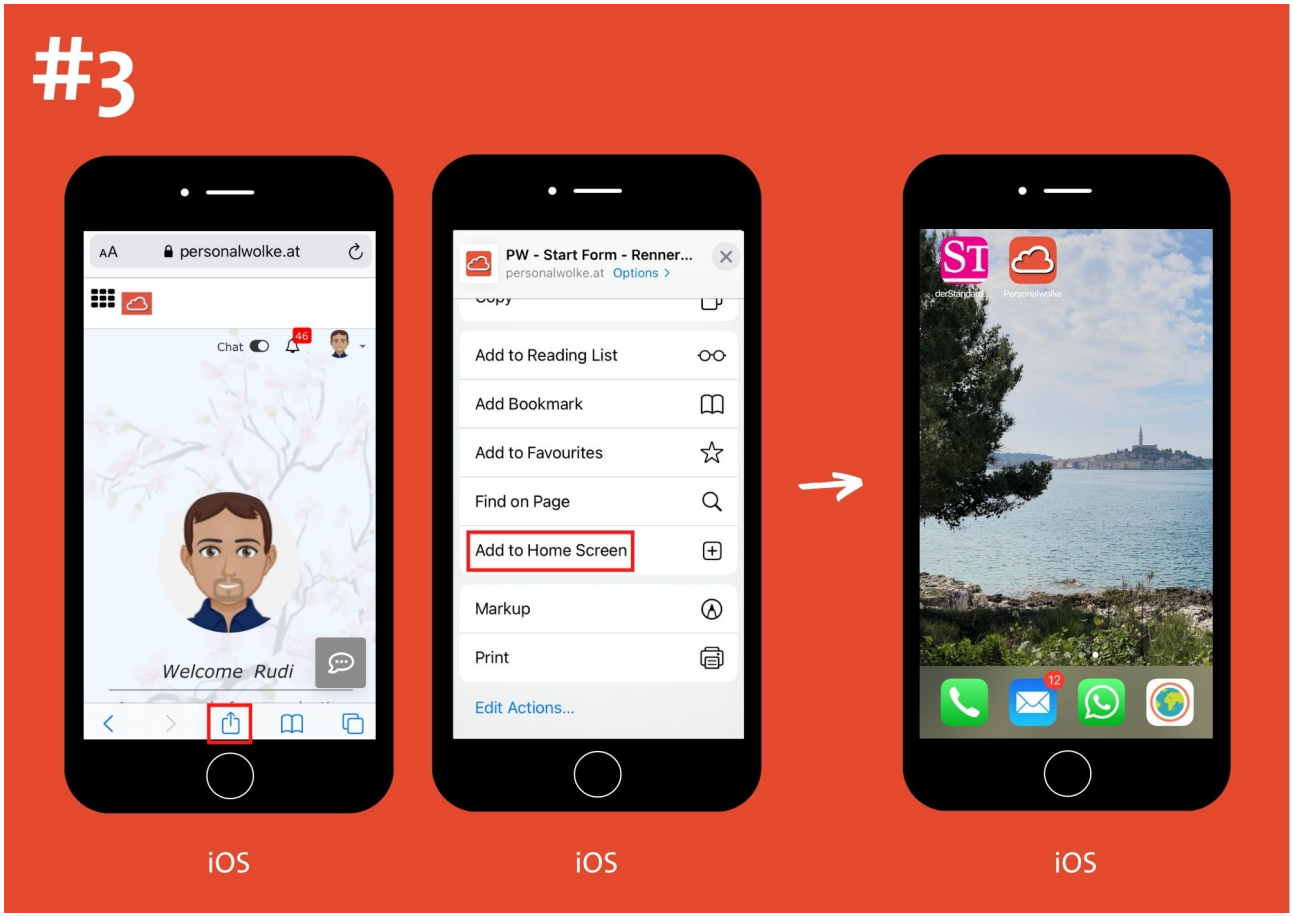
#3
AA
personalwolke.at
Chat
Welcome Rudi
PW - Start Form - Renner...
personalwolke.at Options
Add to Reading List
Add Bookmark
Add to Favourites
Find on Page
Add to Home Screen
Markup
Print
Edit Actions...
iOS
iOS
iOS

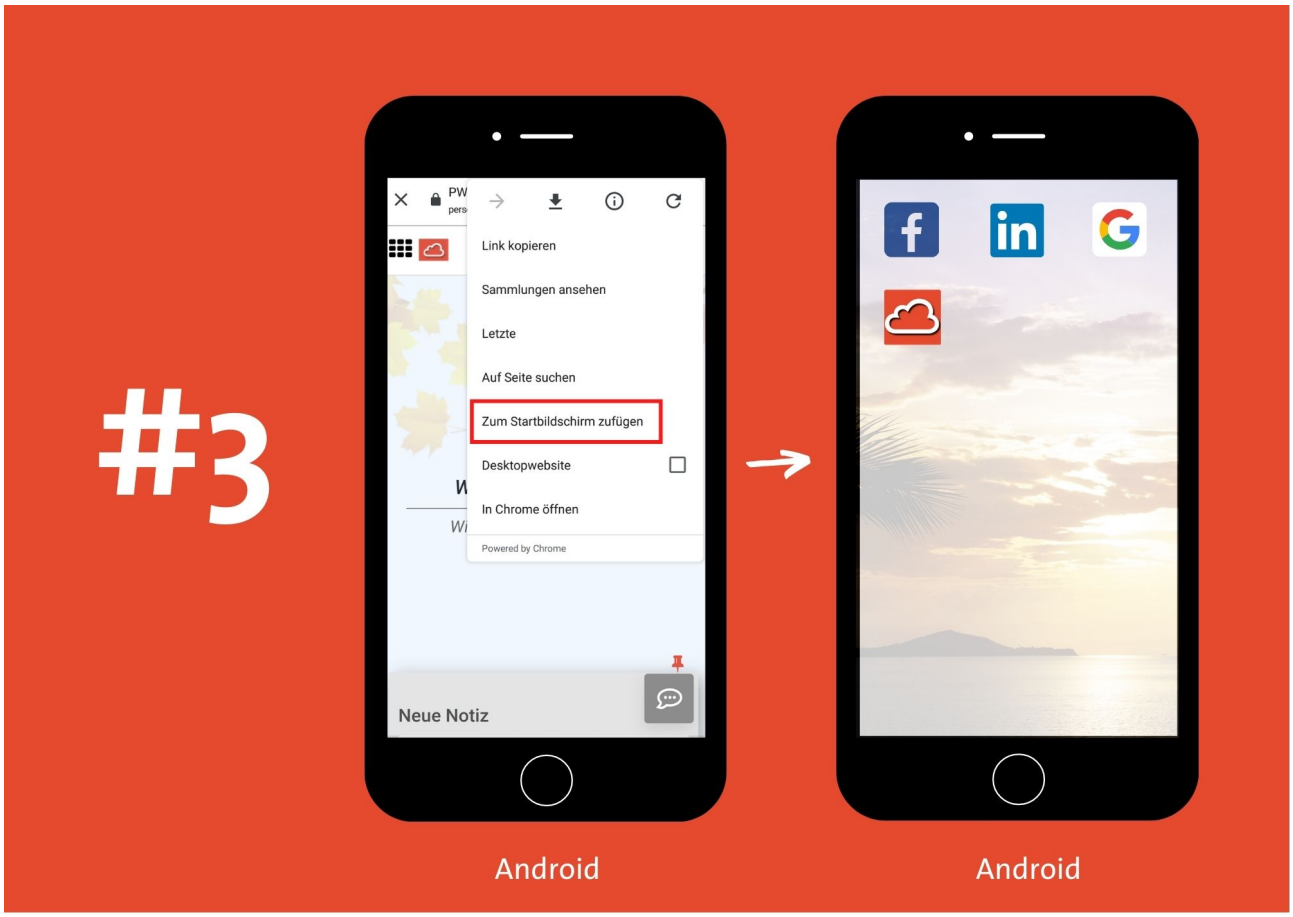
#3
Link kopieren
Sammlungen ansehen
Letzte
Auf Seite suchen
Zum Startbildschirm zufügen
Desktopwebsite
In Chrome öffnen
Powered by Chrome
Neue Notiz
Android
Android

1. https://personalwolke.at/webdesk3/
2. https://personalwolke.at/webdesk3/