

# Change Password

---

## General

There are three ways to log in to the Webdesk

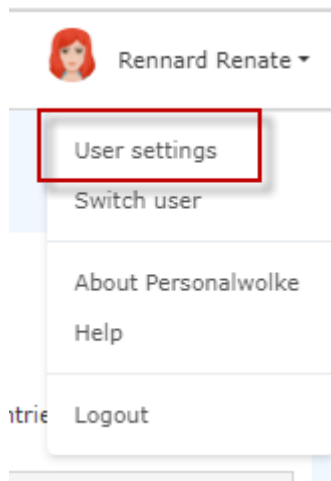
- **SingleSignOn:** after the first login, no further password entry is necessary to enter the system.
- **Password:** this login to the system is activated by the administrator/HR, see "*Assigning and changing a password (administrator-side)*". [Link will be added soon]
- **2-factor authentication:** individual decision of the employee or general decision of the company. [link will be added soon]

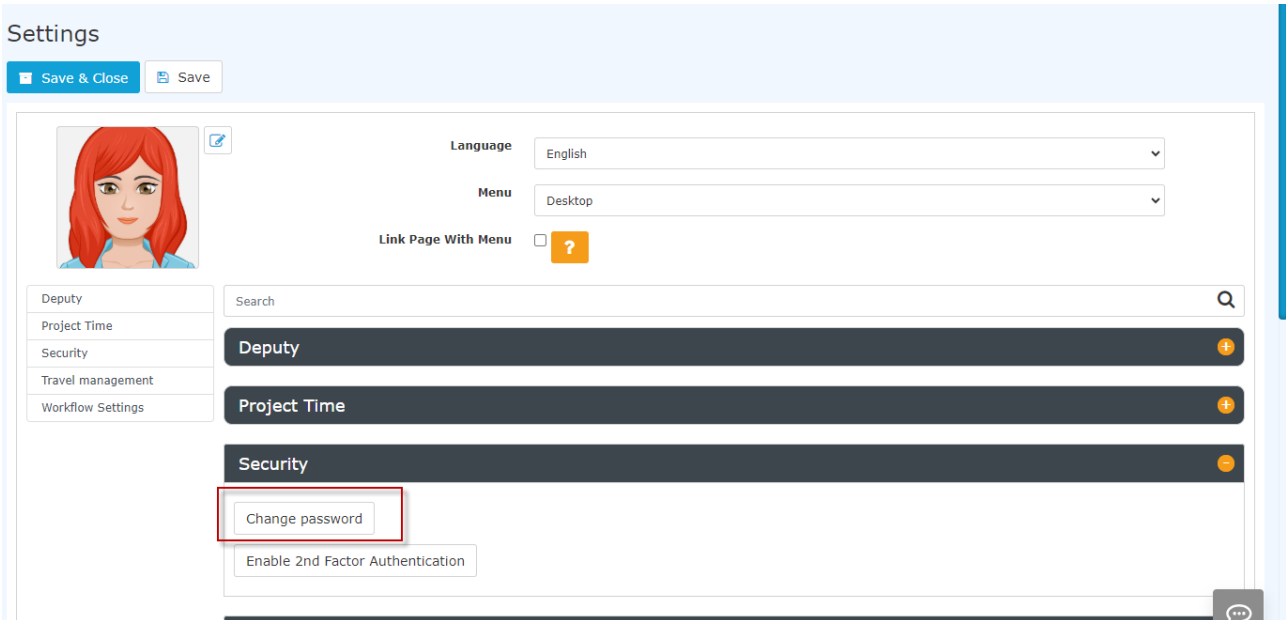
In Webdesk, the password can be changed in the following ways:

- **Change** of password by the **user**  
User changes his password via a separate menu item in the settings
- Password **change** by the **administrator**  
Password is reset to a defined default password by the administrator

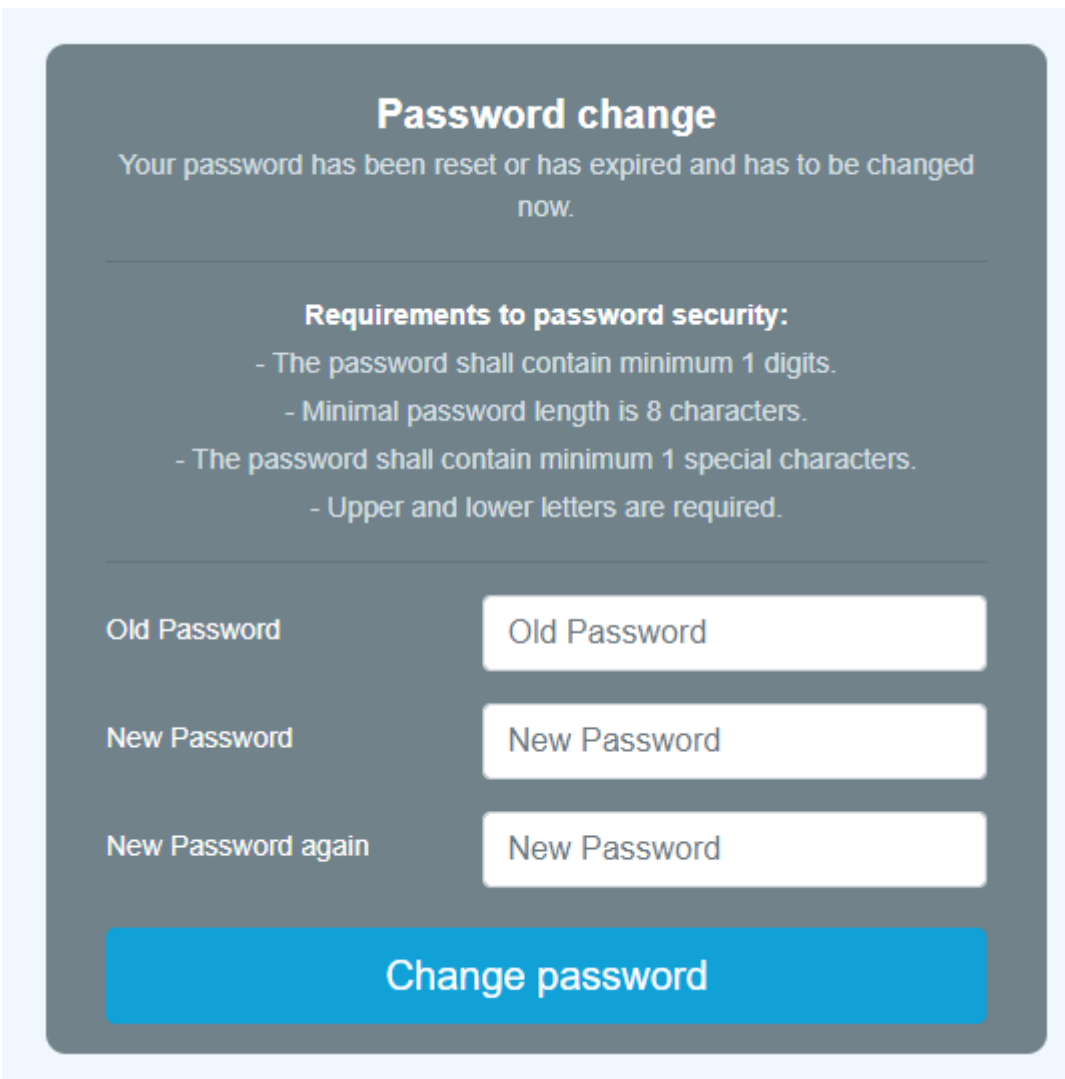
## Password change by user

To access the user settings, please click on your profile picture (avatar) or your username in the top right corner in the browser view.





In the "Security" section, the user can change the password under "**Change password**". In the window that pops up after clicking, the **old password** and **2x the new password** must be entered in the change mask.



## **Password reset by administrator**

The administrator can change the password for the respective person via Administration --> Person. See Chapter "*Assigning and changing a password (administrator side)*" [Link will be added soon].