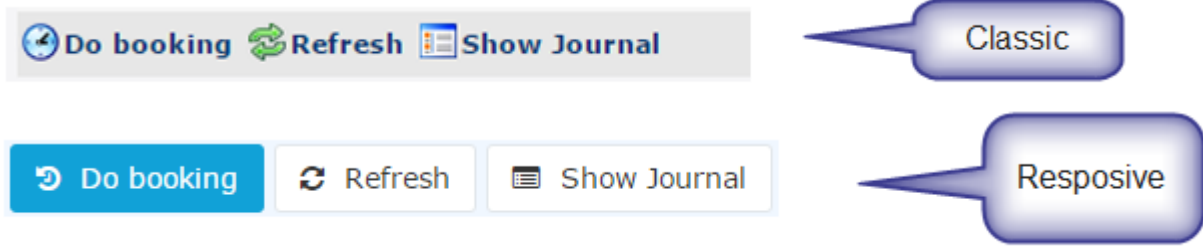


# Buttons

---

## Button bar



A bar which contains the buttons for the particular page. Generally it is situated on top of the page below the page title. Button bars contains action buttons.

## Action button

An element that provides the user a simple way to trigger an event applied to the action / page.

Each action button in Webdesk application has the corresponding icon as an additional way of describing the corresponding to the button event.

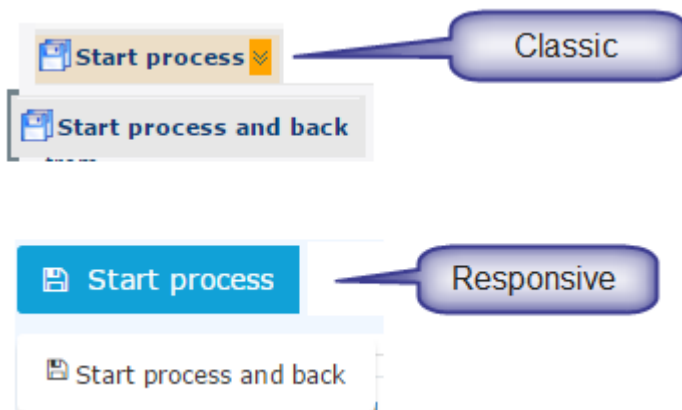
Action buttons are situated in the button bar.

## Primary action button

Primary action button is a specific type of the button which indicates / highlights the main action for the particular page.

There is no functional difference between the primary action button and an action button.

## (Action) button dropdowns



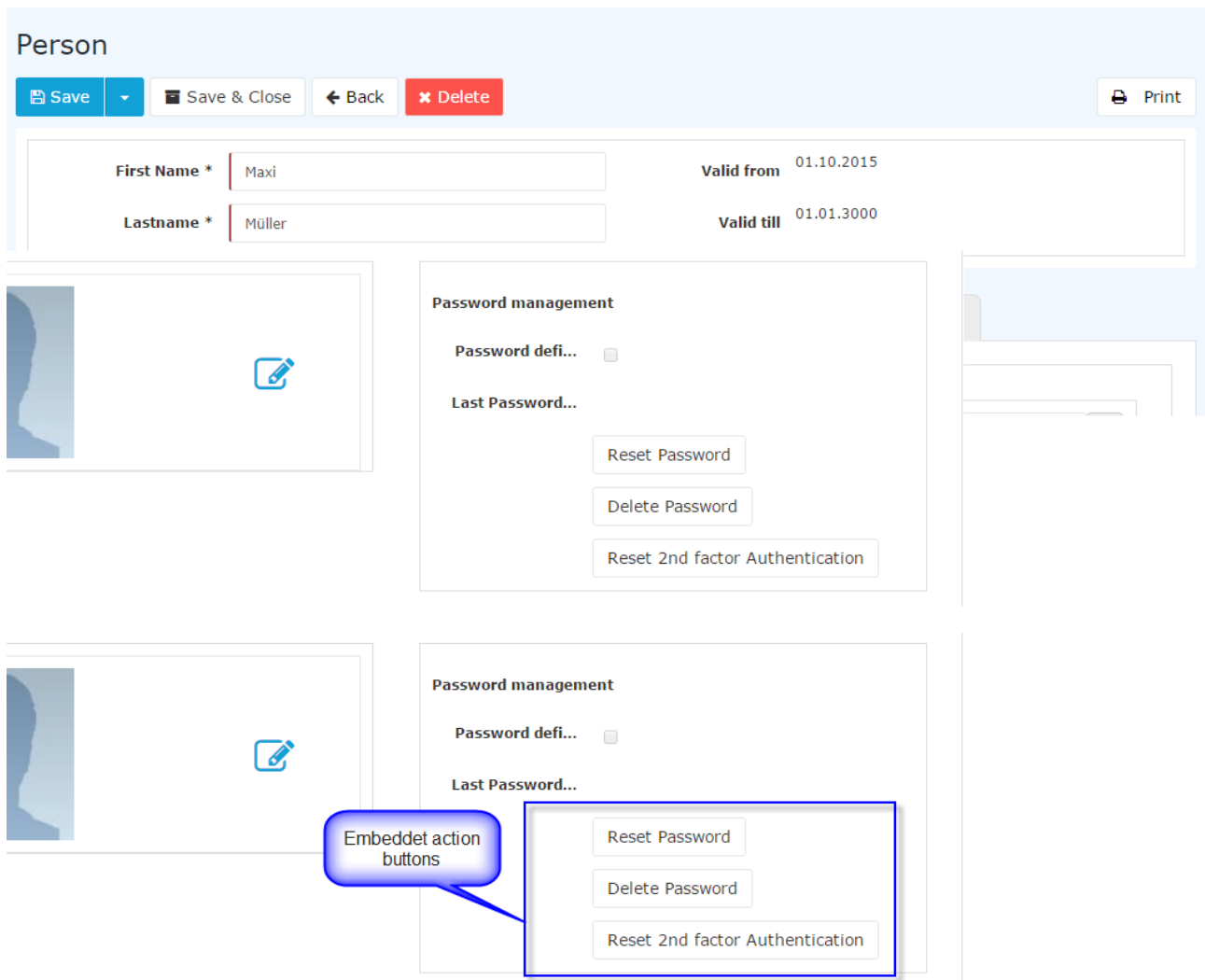
An action button with an additional options. Generally the button have a dropdown with the list of options which are logically connected.

The dropdown button has a two arrows symbol (classic skin) or a caret (responsive skin) on the right. Clicking on the button itself triggers the event associated with the button. Clicking on the arrows / caret initiates the appearance of the drop-down with the list of additional possible actions.

Some dropdown buttons have slightly different behavior: clicking the button itself does not trigger any event except the appearance of the dropdown with additional actions.

Buttons and primary buttons can have dropdowns.

## Embedded action buttons



Action buttons that are situated in the button bar inside a tab or a sub-tab.

## Export (action) buttons

Button group with different possibilities to export the data from the particular page.

Currently there are the following exporting options:


- Print - opens the page in the Print view
- PDF export - allows exporting the data in the .pdf format
- Excel export - allows exporting the data in the .xls format

## Input button

Classic:



Responsive:



Button that belongs to an input group: i.e. this button triggers the specific event for the particular input field. The most common event is calling the **Dialog**<sup>1</sup>.

**Note.** Buttons for date and time pickers are also input buttons, but because of the date- and time-pickers are specific input elements they are described in a separate section. Please, see below.

## Row editing buttons

Classic:										Responsive:									

Represent the actions that can be applied to a specific item. Mostly used in tables or simple data lists for applying the action to a particular item in the table row.

Examples are: edit item, remove item, leave a comment to the workflow step, continue the effort, etc.

## (Simple) button

An element that provides the user a simple way to trigger an event within a form, tab, sub-tab but not the event for the action.

1. <http://intranet/daisy/webdesk-manual-en/g1/7380-dsy.html>